


# Bond Program Update

Regular Meeting of the Board of Trustees

*April 13, 2021*

Keith Kajiya, AECOM

David Olson, Backstrom McCarley Berry & Co., LLC



# Program Accomplishments

**\$77 Million**  
State Funding in Place

**\$75 Million**  
Contract  
Commitments

**13**  
Major  
Projects  
Underway

**\$115 Million**  
Bonds Issued

Laney College – New Learning Resource Center *(in DSA Review)*



Merritt College – Child Development Center *(in DSA Review)*



# Leveraging State Matching Funds

| Approved Final Project Proposal (FPP) Projects | Anticipated State Match |
|--|-------------------------|
| Laney Learning Resource Center                 | \$24.63 M               |
| Laney Theater Modernization                    | \$8.00 M                |
| Merritt Child Development Center               | \$5.16 M                |
| Merritt Horticulture                           | \$9.79 M                |
| Alameda Auto and Diesel Technologies           | \$16.57 M               |
| Alameda Aviation Complex Phase 2               | \$13.18 M               |
| <b>Total Anticipated State Funding</b>         | <b>\$77.33 M</b>        |



# Design/Build Project Status

## Underway

- Laney College Central Plant/  
Cooling Tower Upgrade
- Laney College Locker Room  
Modernization

## Pending Award


- Berkeley City College Milvia Street  
New Building

## Future Procurements

- College of Alameda New Science &  
Administration Building
- Berkeley City College Center Street  
Reconfiguration
- Merritt College Science/Allied  
Health TI Buildout


# Established Plans and Standards

- Bond Spending Plan
- Master Schedule and Cash Flow
- Design Standards
- Program Management Information System
- Program Management Procedures



# Driving Program Initiatives

- Total Cost of Ownership
- Sustainability
- Business Outreach
  - Bond Website
  - Outreach Meetings
  - Peralta Academy
  - Small Business Outreach Plan

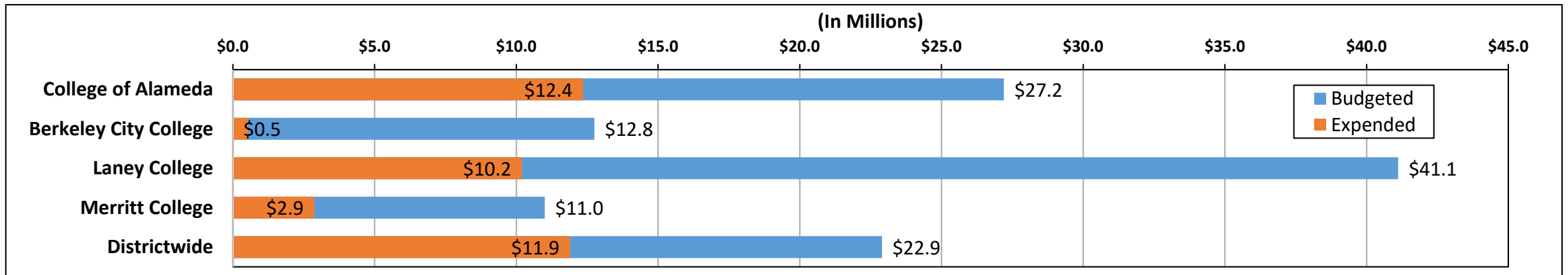


# Program Cost Status (\$115M Bonds Sold)

<sup>1</sup> Expenditures as of February 28, 2021.

| Campus Name           | Measure A     |                       | Measure G     |                       |
|-----------------------|---------------|-----------------------|---------------|-----------------------|
|                       | Budget        | Expended <sup>1</sup> | Budget        | Expended <sup>1</sup> |
| College of Alameda    | \$ 17,168,328 | \$ 11,459,441         | \$ 10,049,390 | \$ 900,678            |
| Berkeley City College | \$ 9,542,841  | \$ 502,989            | \$ 3,210,341  | \$ 33,511             |
| Laney College         | \$ 32,872,170 | \$ 8,111,556          | \$ 8,240,085  | \$ 2,091,396          |
| Merritt College       | \$ 1,275,353  | \$ 1,254,341          | \$ 9,726,549  | \$ 1,033,636          |
| Districtwide          | \$ 4,141,308  | \$ 3,445,598          | \$ 18,773,634 | \$ 8,431,726          |

**Total \$115M Allocation \$ 65,000,000 \$ 24,773,924 \$ 50,000,000 \$ 12,490,948**



# Context

## **The current projects are occurring during in the context of a much broader facility improvement program**

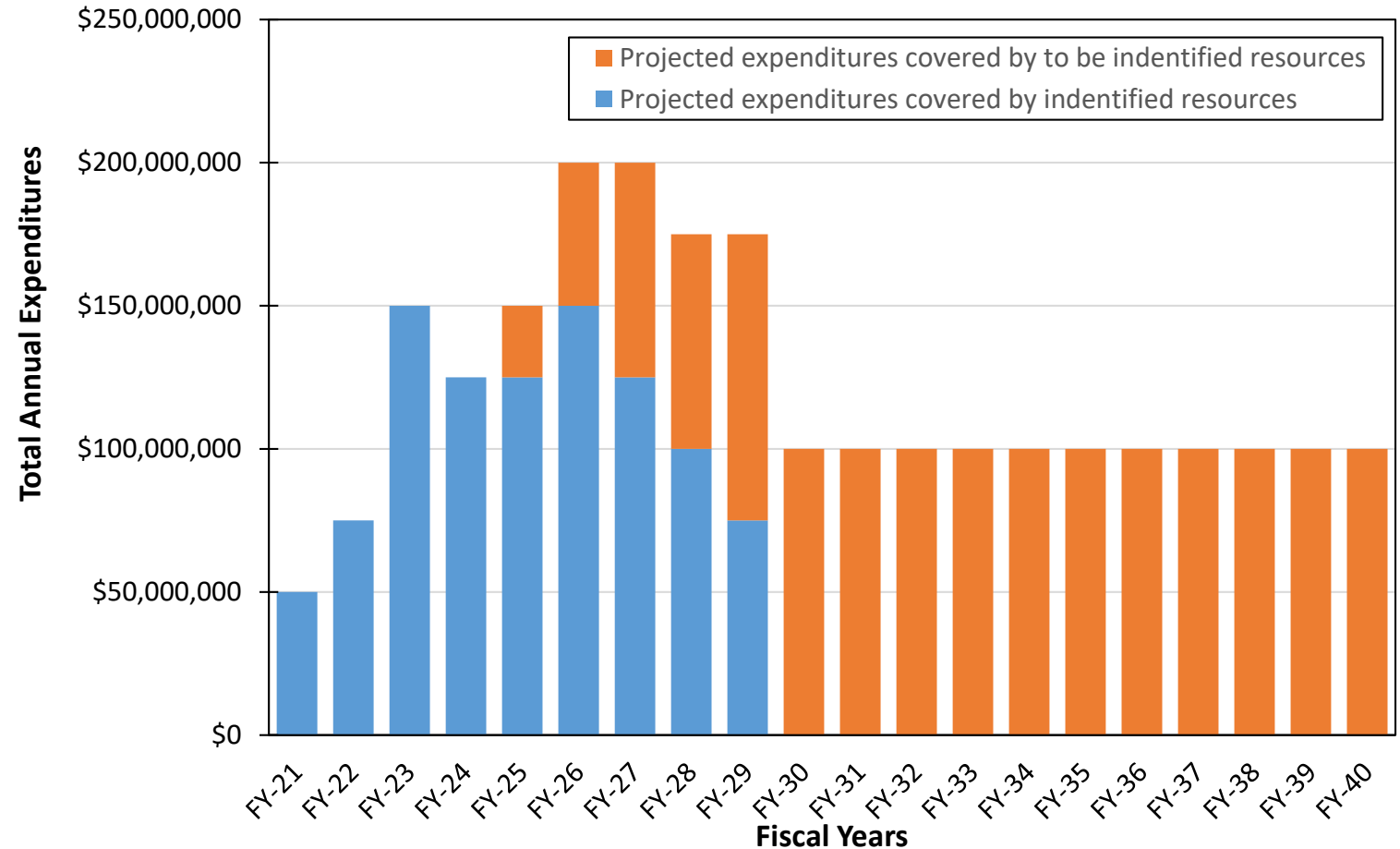
- In 2017, the District commissioned a facilities master plan which identified nearly \$2 billion in existing need
- The District chose to place an \$800 million bond measure on the November 2018 ballot for three primary reasons: more affordable, more easily implemented, and more sustainable
- By focusing on sustainability, we expect to be able to invest in our facilities on an ongoing and consistent basis without risking voter support, becoming too expensive, or increasing other key debt metrics



# Sustainable Pacing

**While determining a sustainable pace for the program will always be a work in progress, we continue to target \$100 million per year in bond expenditures**

### Pro-forma Project Cash Flow



# Series B Bonds

## **We expect to issue the next series of bonds in the fall**

- The issue will provide funding for expenditures through the summer of 2023 (including monies to fund planning work for future projects)
- The repayment structure will accommodate the issuance of Series C Bonds sometime between the summer of 2022 and the spring of 2023
- The process of issuing the bonds will occur over two or three months.

# Series B Bonds - Process

| Planning  | Implementation   | Post-Issuance Compliance                       |
|---|--|--|
| Review of Multi-Year Capital Budget.                  | Approval of Authorizing Resolutions.                   | Investment of Proceeds.                        |
| Proposed Sizing, Timing, and Structure.               | Preparation of Disclosure Documents.                   | Expenditure of Proceeds on Qualified Projects. |
| Update Long-Term Financing Plan.                      | Credit Review and Investor Outreach.                   | Annual Debt Transparency Reporting.            |
| Selection of Financing Team and Negotiation of Fees.  | Marketing, Sales, and Establishment of Interest Rates. | Continuing Disclosure.                         |
| Presentation of Financing Plan to Interested Parties. | Execution of Closing Documents.                        | Arbitrage Rebate Compliance.                   |
|   | Planning for Ongoing Responsibilities.                 | Private Use and Change in Use.                 |
|   |  | Debt Management Policy.                        |

# Ongoing Bond Management

**We continue to take appropriate steps to ensure that the bond program is well managed and well communicated**

| Month    | GO Bond Program Management Cycle                      | Month     | GO Bond Program Management Cycle            |
|----------|---|-----------|---|
| January  | File Annual Debt Transparency Report.                 | July      | Establishment of Tax Rates.                 |
| February | Review Pace of Expenditures and Accounting Practices. | August    | Financing Plan Update.                      |
| March    | File Continuing Disclosure Annual Report.             | September | Review of Refunding/Restructuring Strategy. |
| April    | Impact of Bond Program on General Fund Budget.        | October   | Arbitrage Rebate Reporting.                 |
| May      | Tax Rate Planning.                                    | November  | Review Investment Strategy.                 |
| June     | Review Rating Strategy.                               | December  | Update Debt Management Policy.              |










COLLEGE OF ALAMEDA

College of Alameda

Rendering by:  
JK Architecture Engineering

# College of Alameda



| Current Progress (3/31/21)  | Project – Delivery Method (DBB/DB) | Next Milestone           | Planning  | Design      |                  |                    | DSA                    | Bid/Award    | Construction |              |
|--|------------------------------------|--------------------------|---|-------------|------------------|--------------------|------------------------|--------------|--------------|--------------|
|  |                                    |                          | Early Procurements  | Programming | Schematic Design | Design Development | Construction Documents | DSA Approval | Bid/Award    | Construction |
|  | New Center for Liberal Arts - DB   | Closeout DB, AV/Art Pkgs |    |             |                  |                    |                        |              |              |              |
|  | Auto and Diesel Technologies - DBB | 100% CD                  |    |             |                  |                    |                        |              |              |              |
|  | Aviation Complex Phase 1 - DBB     | 100% CD                  |   |             |                  |                    |                        |              |              |              |
|  | Aviation Complex Phase 2 - DBB     | Architect RFP            |  |             |                  |                    |                        |              |              |              |
|  | New Science/Admin Building - DB    | Scoping                  |   |             |                  |                    |                        |              |              |              |



# College of Alameda



**BuildPERALTA**

## Bond Spending Plan - Active Major Capital Projects

Status Date: Costs and Funding as of February 28, 2021

### Schedule Key

|  |   |
|--|---|
|  | Contractor or Design Build Entity Procurement |
|  | Design  |
|  | DSA Review                                    |
|  | Construction                                  |

|   | 2/28/21<br>Total Project<br>Cost Estimate | 2021 |    |    |    | 2022 |    |    |    | 2023 |    |    |    | Architect - Full | Architect - Criteria | Design/Builder | CEQA  | Geotech | Haz Mat's | Commissioning | Mat's Testing | Soils Testing | Surveying | IOR   | Contractor |       |
|---|---|------|----|----|----|------|----|----|----|------|----|----|----|------------------|----------------------|----------------|-------|---------|-----------|---------------|---------------|---------------|-----------|-------|------------|-------|
|   |   | Q1   | Q2 | Q3 | Q4 | Q1   | Q2 | Q3 | Q4 | Q1   | Q2 | Q3 | Q4 |                  |                      |                |       |         |           |               |               |               |           |       |            |       |
| <b>College of Alameda</b>                 |   |      |    |    |    |      |    |    |    |      |    |    |    |                  |                      |                |       |         |           |               |               |               |           |       |            |       |
| Auto and Diesel Technologies - DBB        | \$39,874,338                              |      |    |    |    |      |    |    |    |      |    |    |    | ✓                | N/A                  | N/A            | ✓     | ✓       | ✓         | Q2-22         | Q2-22         | Q2-22         | Q2-22     | Q2-22 | Q1-22      |       |
| Aviation Complex Phase 1 - DBB            | \$7,464,494                               |      |    |    |    |      |    |    |    |      |    |    |    | ✓                | N/A                  | N/A            | ✓     | ✓       | ✓         | N/A           | Q4-21         | Q4-21         | Q4-21     | Q4-21 | Q4-21      | Q4-21 |
| Aviation Complex Phase 2 - DBB            | \$31,133,686                              |      |    |    |    |      |    |    |    |      |    |    |    | Q1-21            | N/A                  | N/A            | ✓     | ✓       | ✓         | Q2-23         | Q2-23         | Q2-23         | Q2-23     | Q2-23 | Q1-23      |       |
| New Science/Admin Bldg (Replace C&D) - DB | \$96,396,367                              |      |    |    |    |      |    |    |    |      |    |    |    |                  | N/A                  | Q2-21          | Q4-21 | Q2-21   | DBE       | DBE           | Q1-22         | Q1-24         | DBE       | DBE   | Q1-24      | DBE   |

✓ Procurement Complete  
N/A Not Applicable

DBE Design-Build-Entity to include service  
Q#-YY Calendar Year Quarter/Year



# College of Alameda



| Project Name                       | Measure G           |                                      |                              |  | Measure A           |                                      |                              |  | Note |
|------------------------------------|---------------------|--------------------------------------|------------------------------|--|---------------------|--------------------------------------|------------------------------|--|------|
|                                    | Budgeted            | Last Board Report Expended (9/30/20) | Expended (10/1/20 - 2/28/21) | Current Cumulative Expended <sup>1</sup> | Budgeted            | Last Board Report Expended (9/30/20) | Expended (10/1/20 - 2/28/21) | Current Cumulative Expended <sup>1</sup> |      |
| <b>College of Alameda</b>          |                     |                                      |                              |  |                     |                                      |                              |  |      |
| New Center for Liberal Arts - DB   | \$0                 | \$0                                  | \$0                          | \$0                                      | \$15,849,295        | \$10,192,565                         | \$744,808                    | \$10,937,373                             |      |
| Auto and Diesel Technologies - DBB | \$3,174,146         | \$408,635                            | \$451,730                    | \$860,365                                | \$192,723           | \$168,105                            | \$171,249                    | \$339,354                                |      |
| Aviation Complex Phase 1 - DBB     | \$384,758           | \$0                                  | \$39,189                     | \$39,189                                 | \$737,744           | \$0                                  | \$51,796                     | \$51,796                                 |      |
| Aviation Complex Phase 2 - DBB     | \$488,019           | \$1,125                              | \$0                          | \$1,125                                  | \$0                 | \$0                                  | \$14,400                     | \$14,400                                 |      |
| STEM Building (Replace C & D) - DB | \$2,007,621         | \$0                                  | \$0                          | \$0                                      | \$0                 | \$0                                  | \$0                          | \$0                                      |      |
| Swing Space (Science in C/D) - DBB | \$1,196,316         | \$0                                  | \$0                          | \$0                                      | \$0                 | \$0                                  | \$0                          | \$0                                      |      |
| Alameda Bleacher Install           | \$0                 | \$0                                  | \$0                          | \$0                                      | \$246,192           | \$0                                  | \$0                          | \$0                                      |      |
| Infrastructure                     | \$2,453,817         | \$0                                  | \$0                          | \$0                                      | \$0                 | \$0                                  | \$6,353                      | \$6,353                                  |      |
| Information Technology             | \$344,714           | \$0                                  | \$0                          | \$0                                      | \$0                 | \$7,236                              | \$84,704                     | \$91,940                                 |      |
| <b>College of Alameda Subtotal</b> | <b>\$10,049,390</b> | <b>\$409,760</b>                     | <b>\$490,919</b>             | <b>\$900,678</b>                         | <b>\$17,025,954</b> | <b>\$10,367,906</b>                  | <b>\$1,073,310</b>           | <b>\$11,441,216</b>                      |      |

<sup>1</sup> Expenditures as of February 28, 2021.

Infrastructure includes Utility Upgrades. Information Technology includes Computer/Technology Replacements.









**Berkeley City College**

**Rendering by:  
XL Construction + Ratcliff**

# Berkeley City College



| Current Progress (3/31/21)  | Next Milestone | Planning  | Design      |                  |                    | DSA                    | Bid/Award    | Construction |
|--|----------------|---|-------------|------------------|--------------------|------------------------|--------------|--------------|
|  |                | Procurements  | Programming | Schematic Design | Design Development | Construction Documents | DSA Approval | Bid/Award    |
| Project – Delivery Method (DB)   |                |   |             |                  |                    |                        |              |              |
| 2118 Milvia Street – DB  | DBE Award      |  |             |                  |                    |                        |              |              |
|  |                |   |             |                  |                    |                        |              |              |



# Berkeley City College



**BuildPERALTA**

## Bond Spending Plan - Active Major Capital Projects

Status Date: Costs and Funding as of February 28, 2021

| Schedule Key                          |   |
|---------------------------------------|---|
| <span style="color: blue;">■</span>   | Contractor or Design Build Entity Procurement |
| <span style="color: orange;">■</span> | Design  |
| <span style="color: red;">■</span>    | DSA Review                                    |
| <span style="color: green;">■</span>  | Construction                                  |

|  | 2/28/21<br>Total Project<br>Cost Estimate | 2021                                |                                       |                                       |                                       | 2022                               |                                    |                                    |                                    | 2023                                 |                                      |                                      |                                      | Architect - Full | Architect - Criteria | Design/Builder | CEQA | Geotech | Haz Mat'ls | Commissioning | Mat'ls Testing | Soils Testing | Surveying | IOR   | Contractor |
|--|---|-------------------------------------|---------------------------------------|---------------------------------------|---------------------------------------|------------------------------------|------------------------------------|------------------------------------|------------------------------------|--------------------------------------|--------------------------------------|--------------------------------------|--------------------------------------|------------------|----------------------|----------------|------|---------|------------|---------------|----------------|---------------|-----------|-------|------------|
|  |   | Q1                                  | Q2                                    | Q3                                    | Q4                                    | Q1                                 | Q2                                 | Q3                                 | Q4                                 | Q1                                   | Q2                                   | Q3                                   | Q4                                   |                  |                      |                |      |         |            |               |                |               |           |       |            |
| <b>Berkeley City College</b>           |   |                                     |                                       |                                       |                                       |                                    |                                    |                                    |                                    |                                      |                                      |                                      |                                      |                  |                      |                |      |         |            |               |                |               |           |       |            |
| 2118 Milvia Street (New Building) - DB | \$83,851,707                              | <span style="color: blue;">■</span> | <span style="color: orange;">■</span> | <span style="color: orange;">■</span> | <span style="color: orange;">■</span> | <span style="color: red;">■</span> | <span style="color: red;">■</span> | <span style="color: red;">■</span> | <span style="color: red;">■</span> | <span style="color: green;">■</span> | <span style="color: green;">■</span> | <span style="color: green;">■</span> | <span style="color: green;">■</span> | N/A              | ✓                    | ✓              | ✓    | DBE     | DBE        | Q2-21         | Q4-22          | DBE           | DBE       | Q4-22 | DBE        |

|     |                      |
|-----|----------------------|
| ✓   | Procurement Complete |
| N/A | Not Applicable       |

|       |  |
|-------|--|
| DBE   | Design-Build-Entity to include service |
| Q#-YY | Calendar Year Quarter/Year             |



# Berkeley City College



| Project Name                           | Measure G          |                                      |                              |  | Measure A          |                                      |                              |  | Note |
|--|--------------------|--------------------------------------|------------------------------|--|--------------------|--------------------------------------|------------------------------|--|------|
|  | Budgeted           | Last Board Report Expended (9/30/20) | Expended (10/1/20 - 2/28/21) | Current Cumulative Expended <sup>1</sup> | Budgeted           | Last Board Report Expended (9/30/20) | Expended (10/1/20 - 2/28/21) | Current Cumulative Expended <sup>1</sup> |      |
| <b>Berkeley City College</b>           |                    |                                      |                              |  |                    |                                      |                              |  |      |
| 2118 Milvia Street (New Building) - DB | \$2,366,039        | \$0                                  | \$0                          | \$0                                      | \$8,793,900        | \$74,368                             | \$137,389                    | \$211,756                                |      |
| 2050 Center Reconfiguration - DB       | \$0                | \$0                                  | \$0                          | \$0                                      | \$0                | \$0                                  | \$0                          | \$0                                      |      |
| Berkeley ADA Modernization             | \$0                | \$0                                  | \$0                          | \$0                                      | \$748,941          | \$218,341                            | \$72,891                     | \$291,232                                |      |
| Infrastructure                         | \$570,097          | \$0                                  | \$33,511                     | \$33,511                                 | \$0                | \$0                                  | \$0                          | \$0                                      |      |
| Information Technology                 | \$274,205          | \$0                                  | \$0                          | \$0                                      | \$0                | \$0                                  | \$0                          | \$0                                      |      |
| <b>Berkeley College Subtotal</b>       | <b>\$3,210,341</b> | <b>\$0</b>                           | <b>\$33,511</b>              | <b>\$33,511</b>                          | <b>\$9,542,841</b> | <b>\$292,709</b>                     | <b>\$210,280</b>             | <b>\$502,989</b>                         |      |

<sup>1</sup> Expenditures as of February 28, 2021.

Infrastructure includes Utility Upgrades. Information Technology includes Computer/Technology Replacements.













Laney College

Rendering by:  
NOLL & TAM Architects


# Laney College



| Current Progress (3/31/21)  | Next Milestone            | Planning  | Design      |                  |                    | DSA                    | Bid/Award    | Construction |
|--|---------------------------|---|-------------|------------------|--------------------|------------------------|--------------|--------------|
|  |                           | Early Procurements  | Programming | Schematic Design | Design Development | Construction Documents | DSA Approval | Bid/Award    |
| Laney Locker Room Mod – DB   | Program/Design Validation |    |             |                  |                    |                        |              |              |
| Central Plant / Cooling Tower – DB   | 100% DD                   |    |             |                  |                    |                        |              |              |
| Learning and Resource Center – DBB   | DSA Review                |   |             |                  |                    |                        |              |              |
| Laney Theater Modernization – DBB  | 100% CD                   |  |             |                  |                    |                        |              |              |



# Laney College



## Bond Spending Plan - Active Major Capital Projects

Status Date: Costs and Funding as of February 28, 2021

| Schedule Key                          |   |
|---------------------------------------|---|
| <span style="color: blue;">■</span>   | Contractor or Design Build Entity Procurement |
| <span style="color: orange;">■</span> | Design  |
| <span style="color: red;">■</span>    | DSA Review                                    |
| <span style="color: green;">■</span>  | Construction                                  |

|                                      | 2/28/21<br>Total Project<br>Cost Estimate | 2021                                  |                                       |                                       |                                      | 2022                                 |                                      |                                      |                                      | 2023                                 |    |    |    | Architect - Full | Architect - Criteria | Design/Builder | CEQA | Geotech | Haz Mat'ls | Commissioning | Mat'ls Testing | Soils Testing | Surveying | IOR   | Contractor |
|--------------------------------------|---|---------------------------------------|---------------------------------------|---------------------------------------|--------------------------------------|--------------------------------------|--------------------------------------|--------------------------------------|--------------------------------------|--------------------------------------|----|----|----|------------------|----------------------|----------------|------|---------|------------|---------------|----------------|---------------|-----------|-------|------------|
|                                      |   | Q1                                    | Q2                                    | Q3                                    | Q4                                   | Q1                                   | Q2                                   | Q3                                   | Q4                                   | Q1                                   | Q2 | Q3 | Q4 |                  |                      |                |      |         |            |               |                |               |           |       |            |
| <b>Laney College</b>                 |   |                                       |                                       |                                       |                                      |                                      |                                      |                                      |                                      |                                      |    |    |    |                  |                      |                |      |         |            |               |                |               |           |       |            |
| Laney Locker Room Modernization - DB | \$10,974,270                              | <span style="color: blue;">■</span>   | <span style="color: orange;">■</span> | <span style="color: orange;">■</span> | <span style="color: red;">■</span>   | <span style="color: red;">■</span>   | <span style="color: green;">■</span> | <span style="color: green;">■</span> | <span style="color: green;">■</span> |                                      |    |    |    | N/A              | ✓                    | ✓              | N/A  | DBE     | DBE        | Q3-21         | Q1-22          | DBE           | DBE       | Q1-22 | DBE        |
| Central Plant / Cooling Tower - DB   | \$16,504,490                              | <span style="color: orange;">■</span> | <span style="color: orange;">■</span> | <span style="color: red;">■</span>    | <span style="color: green;">■</span> | <span style="color: green;">■</span> | <span style="color: green;">■</span> |                                      |                                      |                                      |    |    |    | N/A              | ✓                    | ✓              | N/A  | DBE     | DBE        | Q3-21         | Q3-21          | DBE           | DBE       | Q3-21 | DBE        |
| Learning and Resource Center - DBB   | \$95,740,418                              | <span style="color: red;">■</span>    | <span style="color: red;">■</span>    | <span style="color: red;">■</span>    | <span style="color: blue;">■</span>  | <span style="color: green;">■</span> | <span style="color: green;">■</span> | <span style="color: green;">■</span> | <span style="color: green;">■</span> | <span style="color: green;">■</span> |    |    |    | ✓                | N/A                  | N/A            | ✓    | ✓       | ✓          | Q4-21         | Q4-21          | ✓             | ✓         | Q4-21 | Q4-21      |
| Laney Theater Modernization - DBB    | \$28,796,531                              | <span style="color: orange;">■</span> | <span style="color: red;">■</span>    | <span style="color: red;">■</span>    | <span style="color: blue;">■</span>  | <span style="color: green;">■</span> | <span style="color: green;">■</span> | <span style="color: green;">■</span> | <span style="color: green;">■</span> |                                      |    |    |    | ✓                | N/A                  | N/A            | N/A  | ✓       | ✓          | Q1-22         | Q1-22          | ✓             | ✓         | Q1-22 | Q1-22      |

Procurement Complete  
 N/A Not Applicable

DBE Design-Build-Entity to include service  
 Q#-YY Calendar Year Quarter/Year



# Laney College



| Project Name                         | Measure G          |                                      |                              |  | Measure A           |                                      |                              |  | Note |
|--------------------------------------|--------------------|--------------------------------------|------------------------------|--|---------------------|--------------------------------------|------------------------------|--|------|
|                                      | Budgeted           | Last Board Report Expended (9/30/20) | Expended (10/1/20 - 2/28/21) | Current Cumulative Expended <sup>1</sup> | Budgeted            | Last Board Report Expended (9/30/20) | Expended (10/1/20 - 2/28/21) | Current Cumulative Expended <sup>1</sup> |      |
| <b>Laney College</b>                 |                    |                                      |                              |  |                     |                                      |                              |  |      |
| Portable Modular Village - DBB       | \$0                | \$0                                  | \$6,844                      | \$6,844                                  | \$0                 | \$0                                  | \$154,819                    | \$154,819                                |      |
| Laney Locker Room Modernization - DB | \$644,345          | \$0                                  | \$437                        | \$437                                    | \$7,655,829         | \$593,516                            | (\$185,558)                  | \$407,957                                | A    |
| EBMUD Water Main Relocation - DBB    | \$937,930          | \$0                                  | \$450,000                    | \$450,000                                | \$0                 | \$0                                  | \$0                          | \$0                                      |      |
| Central Plant / Cooling Tower - DB   | \$573,866          | \$16,643                             | \$223,822                    | \$240,465                                | \$0                 | \$0                                  | \$0                          | \$0                                      |      |
| Learning and Resource Center - DBB   | \$1,908,317        | \$0                                  | \$0                          | \$0                                      | \$17,924,658        | \$2,965,076                          | \$1,265,433                  | \$4,230,508                              |      |
| Laney Theater Modernization - DBB    | \$1,402,251        | \$295,326                            | \$246,816                    | \$542,142                                | \$141,889           | \$53,243                             | \$186,655                    | \$239,898                                |      |
| Laney ADA Modernization              | \$0                | \$0                                  | \$0                          | \$0                                      | \$4,546,654         | \$1,507,904                          | \$773,756                    | \$2,281,660                              |      |
| Laney Beginners Inn                  | \$0                | \$0                                  | \$0                          | \$0                                      | \$15,627            | \$0                                  | \$15,627                     | \$15,627                                 |      |
| Laney BEST Center                    | \$0                | \$0                                  | \$0                          | \$0                                      | \$156,518           | \$34,466                             | \$19,424                     | \$53,890                                 |      |
| Laney Leak Remediation               | \$0                | \$0                                  | \$0                          | \$0                                      | \$1,784,970         | \$1,549                              | \$83,460                     | \$85,008                                 |      |
| Infrastructure                       | \$2,274,134        | \$581,582                            | \$269,926                    | \$851,508                                | \$646,025           | \$522,911                            | \$119,278                    | \$642,189                                |      |
| Information Technology               | \$499,243          | \$0                                  | \$0                          | \$0                                      | \$0                 | \$0                                  | \$0                          | \$0                                      |      |
| <b>Laney College Subtotal</b>        | <b>\$8,240,085</b> | <b>\$893,550</b>                     | <b>\$1,197,846</b>           | <b>\$2,091,396</b>                       | <b>\$32,872,170</b> | <b>\$5,678,664</b>                   | <b>\$2,432,892</b>           | <b>\$8,111,556</b>                       |      |

<sup>1</sup> Expenditures as of February 28, 2021.

<sup>A</sup> Accounting Reconciliation

Infrastructure includes Utility Upgrades. Information Technology includes Computer/Technology Replacements.










CHILD DEVELOPMENT CENTER

Merritt College Campus

Rendering by:  
AE3 Partners

# Merritt College



| Current Progress (3/31/21)  | Project – Delivery Method (DBB/DB)     | Next Milestone | Planning   | Design      |                  |                    | DSA                    | Bid/Award    | Construction |              |
|--|--|----------------|--|-------------|------------------|--------------------|------------------------|--------------|--------------|--------------|
|  |  |                | Early Procurements   | Programming | Schematic Design | Design Development | Construction Documents | DSA Approval | Bid/Award    | Construction |
|  | Child Development Center – DBB         | DSA Approval   |   |             |                  |                    |                        |              |              |              |
|  | Horticulture Building – DBB            | 100% CD        |  |             |                  |                    |                        |              |              |              |
|  | Science/Allied Health – TI Buildout DB | Scoping        |  |             |                  |                    |                        |              |              |              |

# Merritt College



## Bond Spending Plan - Active Major Capital Projects

Status Date: Costs and Funding as of February 28, 2021

| Schedule Key                          |   |
|---------------------------------------|---|
| <span style="color: blue;">■</span>   | Contractor or Design Build Entity Procurement |
| <span style="color: orange;">■</span> | Design  |
| <span style="color: red;">■</span>    | DSA Review                                    |
| <span style="color: green;">■</span>  | Construction                                  |

|  | 2/28/21<br>Total Project<br>Cost Estimate | 2021 |    |    |    | 2022 |    |    |    | 2023 |    |    |    | Architect - Full | Architect - Criteria | Design/Builder | CEQA | Geotech | Haz Mat's | Commissioning | Mat's Testing | Soils Testing | Surveying | IOR   | Contractor |
|--|---|------|----|----|----|------|----|----|----|------|----|----|----|------------------|----------------------|----------------|------|---------|-----------|---------------|---------------|---------------|-----------|-------|------------|
|  |   | Q1   | Q2 | Q3 | Q4 | Q1   | Q2 | Q3 | Q4 | Q1   | Q2 | Q3 | Q4 |                  |                      |                |      |         |           |               |               |               |           |       |            |
| <b>Merritt College</b>                   |   |      |    |    |    |      |    |    |    |      |    |    |    |                  |                      |                |      |         |           |               |               |               |           |       |            |
| Child Development Center - DBB           | \$27,429,210                              |      |    |    |    |      |    |    |    |      |    |    |    | ✓                | N/A                  | N/A            | ✓    | ✓       | N/A       | ✓             | Q1-22         | Q1-22         | N/A       | Q4-21 | Q1-22      |
| Horticulture Building - DBB              | \$34,872,971                              |      |    |    |    |      |    |    |    |      |    |    |    | ✓                | N/A                  | N/A            | ✓    | ✓       | Q1-21     | ✓             | Q3-22         | Q3-22         | N/A       | Q2-22 | Q3-22      |
| Science/Allied Health - TI Buildout - DB | \$8,343,850                               |      |    |    |    |      |    |    |    |      |    |    |    | N/A              | Q4-21                | Q2-22          | N/A  | N/A     | N/A       | N/A           | N/A           | N/A           | DBE       | Q3-23 | DBE        |

|     |                      |
|-----|----------------------|
| ✓   | Procurement Complete |
| N/A | Not Applicable       |

|       |  |
|-------|--|
| DBE   | Design-Build-Entity to include service |
| Q#-YY | Calendar Year Quarter/Year             |



# Merritt College



| Project Name                             | Measure G          |                                      |                              |  | Measure A          |                                      |                              |  | Note |
|--|--------------------|--------------------------------------|------------------------------|--|--------------------|--------------------------------------|------------------------------|--|------|
|  | Budgeted           | Last Board Report Expended (9/30/20) | Expended (10/1/20 - 2/28/21) | Current Cumulative Expended <sup>1</sup> | Budgeted           | Last Board Report Expended (9/30/20) | Expended (10/1/20 - 2/28/21) | Current Cumulative Expended <sup>1</sup> |      |
| <b>Merritt College</b>                   |                    |                                      |                              |  |                    |                                      |                              |  |      |
| Child Development Center - DBB           | \$5,680,411        | \$300,158                            | \$66,021                     | \$366,179                                | \$740,641          | \$228,179                            | \$443,710                    | \$671,889                                |      |
| Horticulture Building - DBB              | \$1,194,874        | \$56,744                             | \$517,046                    | \$573,790                                | \$503,461          | \$258,982                            | \$237,151                    | \$496,133                                |      |
| Science/Allied Health - TI Buildout - DB | \$527,615          | \$0                                  | \$0                          | \$0                                      | \$0                | \$0                                  | \$0                          | \$0                                      |      |
| Merritt Building Modernizations          | \$0                | \$0                                  | \$0                          | \$0                                      | \$8,198            | \$0                                  | \$8,197                      | \$8,197                                  |      |
| Infrastructure                           | \$2,058,041        | \$0                                  | \$93,668                     | \$93,668                                 | \$0                | \$0                                  | \$55,068                     | \$55,068                                 |      |
| Merritt FF&E Phase I                     | \$0                | \$0                                  | \$0                          | \$0                                      | \$5,853            | \$0                                  | \$5,853                      | \$5,853                                  |      |
| Merritt Kinesiology                      | \$0                | \$0                                  | \$0                          | \$0                                      | \$14,400           | \$0                                  | \$14,400                     | \$14,400                                 |      |
| Merritt Parking Lot G                    | \$0                | \$0                                  | \$0                          | \$0                                      | \$2,800            | \$0                                  | \$2,800                      | \$2,800                                  |      |
| Fence at Parking Lot B                   | \$39,389           | \$0                                  | \$0                          | \$0                                      | \$0                | \$0                                  | \$0                          | \$0                                      |      |
| Information Technology                   | \$226,219          | \$0                                  | \$0                          | \$0                                      | \$0                | \$0                                  | \$0                          | \$0                                      |      |
| <b>Merritt College Subtotal</b>          | <b>\$9,726,549</b> | <b>\$356,902</b>                     | <b>\$676,734</b>             | <b>\$1,033,636</b>                       | <b>\$1,275,353</b> | <b>\$487,161</b>                     | <b>\$767,179</b>             | <b>\$1,254,341</b>                       |      |

<sup>1</sup> Expenditures as of February 28, 2021.

Infrastructure includes Utility Upgrades. Information Technology includes Computer/Technology Replacements.



# Districtwide



| Project Name                      | Measure G           |                                      |                              |  | Measure A          |                                      |                              |  | Note |
|-----------------------------------|---------------------|--------------------------------------|------------------------------|--|--------------------|--------------------------------------|------------------------------|--|------|
|                                   | Budgeted            | Last Board Report Expended (9/30/20) | Expended (10/1/20 - 2/28/21) | Current Cumulative Expended <sup>1</sup> | Budgeted           | Last Board Report Expended (9/30/20) | Expended (10/1/20 - 2/28/21) | Current Cumulative Expended <sup>1</sup> |      |
| <b>Districtwide</b>               |                     |                                      |                              |  |                    |                                      |                              |  |      |
| Administrative Complex Repairs    | \$740,193           | \$0                                  | \$0                          | \$0                                      | \$0                | \$0                                  | \$0                          | \$0                                      |      |
| Information Technology            | \$4,324,871         | \$1,116,269                          | \$1,188,151                  | \$2,304,420                              | \$1,253,799        | \$0                                  | \$0                          | \$0                                      |      |
| FF&E and IT                       | \$0                 | \$0                                  | \$0                          | \$0                                      | \$1,000,000        | \$0                                  | \$783,930                    | \$783,930                                |      |
| Blue Phone Installation - Phase 2 | \$3,238,936         | \$0                                  | \$0                          | \$0                                      | \$138,885          | \$0                                  | \$139,065                    | \$139,065                                |      |
| Districtwide Elevator Upgrades    | \$0                 | \$0                                  | \$0                          | \$0                                      | \$634,777          | \$45,227                             | \$15,821                     | \$61,048                                 |      |
| Districtwide Security             | \$0                 | \$0                                  | \$0                          | \$0                                      | \$78,717           | \$72,857                             | \$1,875                      | \$74,732                                 |      |
| Districtwide Fire Panel Upgrades  | \$0                 | \$0                                  | \$0                          | \$0                                      | \$89,416           | \$11,235                             | \$307,608                    | \$318,843                                |      |
| Districtwide Planning             | \$0                 | \$0                                  | \$0                          | \$0                                      | \$518,974          | \$198,773                            | (\$114,309)                  | \$84,464                                 | A    |
| 860 Atlantic HVAC Upgrades        | \$0                 | \$0                                  | \$0                          | \$0                                      | \$142,374          | \$12,470                             | \$5,755                      | \$18,225                                 |      |
| Districtwide Signage              | \$0                 | \$0                                  | \$0                          | \$0                                      | \$13,634           | \$13,634                             | \$0                          | \$13,634                                 |      |
| Chromebook Purchase               | \$3,500,000         | \$3,450,280                          | \$49,720                     | \$3,500,000                              | \$0                | \$3,864,353                          | (\$3,864,353)                | \$0                                      | A    |
| Program Support Services          | \$6,269,634         | \$1,427,944                          | \$1,199,363                  | \$2,627,307                              | \$413,106          | \$402,655                            | \$1,567,226                  | \$1,969,881                              |      |
| Library Equipment and Books       | \$700,000           | \$0                                  | \$0                          | \$0                                      | \$0                | \$0                                  | \$0                          | \$0                                      |      |
| <b>Districtwide Subtotal</b>      | <b>\$18,773,634</b> | <b>\$5,994,493</b>                   | <b>\$2,437,233</b>           | <b>\$8,431,726</b>                       | <b>\$4,283,682</b> | <b>\$4,621,203</b>                   | <b>(\$1,157,381)</b>         | <b>\$3,463,823</b>                       |      |

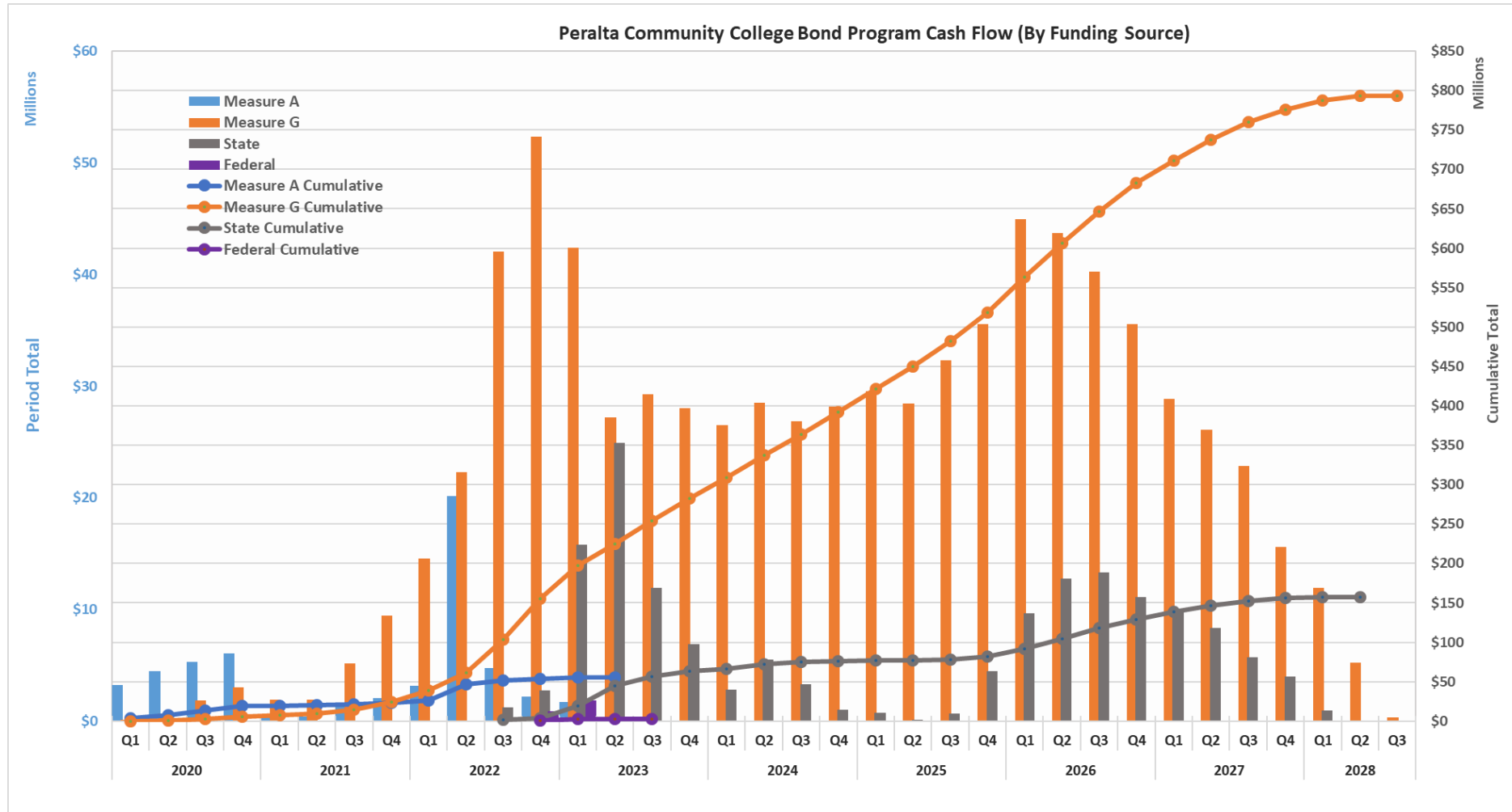
<sup>1</sup> Expenditures as of February 28, 2021.

<sup>A</sup> Accounting Reconciliation

Infrastructure includes Utility Upgrades. Information Technology includes Computer/Technology Replacements.



# Long Term Planning





# Evolution of the Program

- Factors that drive evolution
  - Space Utilization Analysis
  - District Priorities
  - Master Plan Updates
- Next Step: Five Year Capital Outlay


**PERALTA COMMUNITY COLLEGE DISTRICT**  
FACILITIES, TECHNOLOGY MASTER PLAN UPDATE | BOARD APPROVED MARCH 13, 2018

**DISTRICT WIDE 2017 Facilities Technology Master Plan**

The image shows the cover of a report titled "PERALTA COMMUNITY COLLEGE DISTRICT FACILITIES, TECHNOLOGY MASTER PLAN UPDATE | BOARD APPROVED MARCH 13, 2018". Below the title is the subtitle "DISTRICT WIDE 2017 Facilities Technology Master Plan". The cover features five aerial photographs of college campuses: "District Offices" (top right), "Berkeley City College" (middle right), "Merritt College" (bottom left), "Laney College" (bottom middle), and "College of Alameda" (bottom right). The word "STEINBERG" is overlaid on the Merritt College image.

# Program Challenges

- State Funded Project Schedule Impacts
- Infrastructure Budget Adequacy
- Maintenance Repair Resources
- Construction Cost Escalation





# Constant Communication

## Transparent Engagement with Oversight and Stakeholders

- Facilities and Finance Subcommittee Meetings
- **Bond Update Board Presentations**
- Citizens Bond Oversight Committee Presentations
- Districtwide Facilities Committee Presentations
- College Facilities Committees Presentations
- Bond Website and Business Outreach Workshops
- Community Meetings



# Questions?

